



Information Texts: Musical Instruments

English - Spring 2


Lesson 1: Monday 22nd February 2021

Exploring Musical Instruments

This week we are going to be exploring the features of information texts based upon the theme of musical instruments. This will link well with our current science topic, sound and our D+T project for this half term, where we will be designing and making musical instruments.

Let's begin by finding out about how different types of musical instruments make a sound:

<https://www.youtube.com/watch?v=ymCa87hYIUE>



Important

You will be making an information poster all about the different instrument groups for your task today. Make notes throughout the lesson for the task



Different groups of Instruments

Watch the clips to find out more about how each group of instruments work

How do string instruments make a sound?

<https://www.youtube.com/watch?v=x0CgaNjXO4U>

How do brass instruments make a sound?

<https://www.youtube.com/watch?v=9Dp2n-MouKU>



How do drums make a sound?

<https://www.youtube.com/watch?v=1a1cCvGiUww>

How do woodwind instruments make a sound?

<https://www.youtube.com/watch?v=SkGRzkMgogo>

String Instruments

String instruments create their sound by being strummed or plucked by hand or being bowed. This is when a bow is pulled across the strings. Vibrations in the strings cause the sound.



Brass Instruments

Vibrations from the player's lips into the instrument cause the sound. Different notes are made by the player adjusting their lips, as well as valves, slides and keys on the instruments.



Percussion Instruments

Most percussion instruments make sounds when they are hit; others are shaken, rubbed or scratched.



Woodwind Instruments

Woodwind instruments create sound by being blown into. Some woodwind instruments have a reed which vibrates to create the sound. Different pitches are made by covering different holes on the instrument.




Task: Now you are going to use all the information you have collected today to make an information poster about the different groups of instruments.

Look at the features of this information poster to help you:

Save the Rainforest Poster



What is deforestation?
Around 30% of the earth is covered by trees. Rainforests cover only 6% of the earth but they are home to more than half of all plant and animal species. Deforestation happens when trees are cut down on a massive scale. The land is then given another use, such as building housing, growing crops, logging or cattle grazing.



Every minute, trees in an area of rainforest the size of 30 football pitches are cut down! If this continues, there will be no rainforests left 100 years from now.

Possible Effects of Deforestation

Soil Erosion Tree roots help hold the soil and prevent it from being washed away into rivers. This can cause flooding and dirty drinking water.	Climate Change Scientists believe that deforestation affects our climate. Trees store carbon dioxide and, when they are cut down, this gas builds up in the atmosphere. This causes global warming (increasing temperatures on earth).	Lack of Biodiversity The number of different animal and plant species decreases due to loss of habitat.
---	--	---



Sub-headings

Headings

Information boxes

Pictures

Great work
Year 4!

